


# Ceramics group & the Belgian project

By: Mia G.  
Coordinators: Diana Sokolic &  
Loreana Selisek Butina



# Table of contents



01

'Belgium' project

02

Stages

03


Learning outcomes

04

Exhibition

01 ...

Belgium  
project





# What is it? ●

For the past two years, students worked on the 'Belgium' project, also known as 'Learning about Belgium through 5 senses', under the tutelage of Diana Sokolić, an academic painter and artist.

Students created ceramic pieces inspired by the history and architecture of two Belgian cities, Bruges and Ghent.

The idea was to create miniature furniture that could be placed inside a plexiglass house, and it led to many extraordinary results.

# ● How did they do it?

During the first year of the project, students made furniture that would go into the miniature houses.





And during the second year they decorated the outside with bridges, fountains, fire hydrants and more.



The end result looked like this.



# 02 ...

Stages of creation





## ● Before firing



First, the clay is thrown on the desk to get rid of trapped air bubbles and is prepared to be worked with.



Students use reference pictures and their imagination to sculpt the clay into the shapes they want.



When the clay is dry, the object is sanded and smoothed down to achieve a clean and smooth look.



# ● After firing



After shaping, the play is put in a kiln to be fired so that it can retain its final shape and later be used.




Once cool, the clay can either be painted with normal paint, or it can be glazed and then fired again to get a smooth and shiny surface



The product is a fantastic and original piece of art that can be displayed





03 •

Learning  
outcomes



During the project, the students achieved all the planned learning outcomes, as well as some additional ones.



They learned to use ceramic tools, distinguish types of clay, model by hand and with the help of tools, and decorate leather hard clay and fired clay.




They dealt with the disappointment when their work broke in firing or drying and helped others deal with their disappointment.

Finally, they learned not to give up because of failure, but to work again until they achieve the goal they envisioned.



04...

Exhibition







The works that were part of the 'Belgium' project were exhibited for a day in the National University Library for the 'Knjižna Booka' on May 24<sup>th</sup> 2023.

They were later showcased in the ULUPUH gallery in Ilica as they deserved public presentation.

Before that, they could be seen near the art room in MIOC, where they were created.



Thank you!

