

PERSONAL PROJECT

2020/2021

ALL YOU NEED TO KNOW ABOUT
PERSONAL PROJECT – in short

WHAT IS PERSONAL PROJECT?

- an independent, individual project that you have to complete in MYP5 (grade 10)
- IB requirement for all MYP students in year 5
- should be based around the topic that motivates you and be very **CHALLENGING** and highly **PERSONAL**
- does not have to be related to subjects
- should reflect the **development of the ATL skills**, attitudes and knowledge acquired in the MYP
- should result in responsible action through, or as a result of learning

WHAT DOES THE PP INCLUDE?

- A detailed report
- An outcome or product
- A process journal



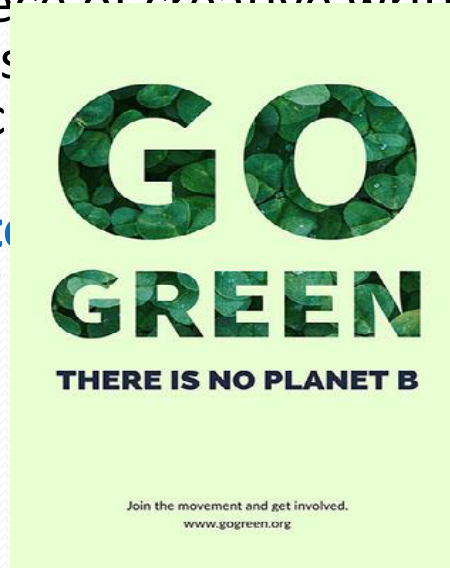
A PRODUCT OR OUTCOME

- an original work of art -piece of creative writing- a novel, a collection of short stories, or a song, a sculpture, a painting, etc



- a business plan e.g. **How to get out of the recession after Covid-19 pandemic?**


- a campaign (for example



- a blueprint or drawing
- a video/computer game, website
- a course of study e.g. **How to play a learn Japanese in 3 months?**

- a film/video

etc.



in 4 months? How to

THE SUPERVISOR

- each student **is assigned** a supervisor
- an MYP teacher whose responsibility is to guide you and advise you while working on your personal project
- an MYP teacher with whom you **meet on regular basis** whilst working on the PP-once a month is recommended
- should follow student's progress on personal project
- is responsible for the assessment of the project

AIMS AND OBJECTIVES

Correspond to PP Assessment criteria

Visualizing the project objectives

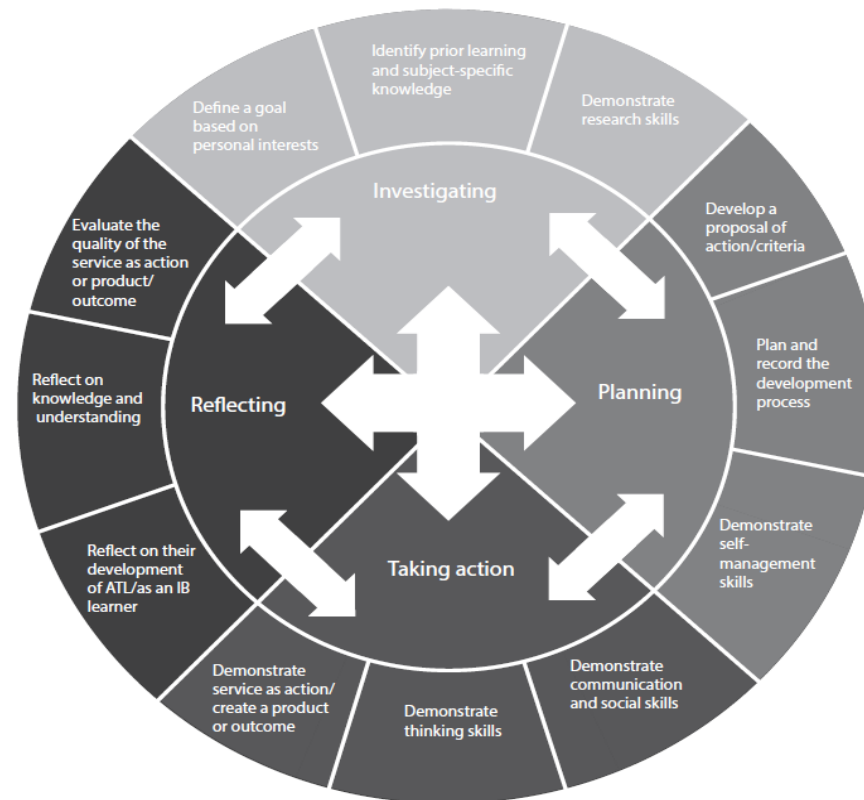


Figure 3

COMPLETING THE PROJECT

You should:

- select a highly challenging topic of **personal interest**
- **document** the process in the Process Journal from the very beginning till you submit it
- focus the personal project through ONE GLOBAL CONTEXT
- structure the personal project report according to the information provided in **the PP guide**
- respect word or time limits for the report
- fulfill ethical and academic honesty requirements

WHAT IS PROCESS JOURNAL?

A document where you:

- **document** the **planning and the development** of the project (keep action plan, weekly planning chart , etc.)
- keep **useful information** (photos, quotes, comments, notes, mind-maps, charts, ideas, etc.)
- **record** the interactions with sources, for example, teachers, supervisors, etc.
- **explore** ideas and solutions and keep useful notes
- record resources and research and maintain a bibliography ; evaluate the sources

WHAT IS PP JOURNAL ?

Part II

- **reflect** on stages of the project - for example plan your criteria for the final product; demonstrate your reflection on learning, IB learner profile features, etc.
- **evaluate** completed work
- it is **NOT a diary** used on daily basis with detailed writing about what was done
- **must show the development of the project** over a period of several months
- can be written, visual, audio or a combination of these and might include both paper and electronic formats

IDENTIFYING THE GLOBAL CONTEXT OF THE PP

- What do I want to achieve through my personal project?
- What do I want others to understand through my work?
- What **impact** do I want my project to have?
- How can a specific context give greater purpose to my project?

GLOBAL CONTEXTS

- **Identities and Relationships**-Who am I ? Who are we?
- **Orientation in Space and Time**-What is the meaning of 'when' and 'where'?
- **Personal and Cultural Expression**-What is the nature and purpose of creative expression?
- **Scientific and Technical Innovation**-How do we understand the worlds in which we live?
- **Globalization and Sustainability**- How is everything connected?
- **Fairness and Development**-What are the consequences of our common humanity?

CREATING CRITERIA FOR THE PRODUCT/OUTCOME

- define realistic criteria/specifications to measure the quality of the project's final outcome or product – after the research is completed
- they should be **very specific**- not general or vague
- **document the criteria/specifications in the process journal**
- use them **to assess the final outcome** or product and report it in your PP report

REPORTING THE PERSONAL PROJECT

- a written report 1,500 – 3,500 words in the format of an academic report
- electronic (website, blog, slideshow) 1,500-3,500 words
- an oral report (podcast, radio broadcast ,recorded) 13-15 minutes
- visual (film) 13-15 minutes

The report does not replace the product/outcome of the personal project

Structure of the written report:

- Title page, table of contents, body of the report, bibliography or reference list, appendices- include the extracts from the PP journal (check PP guide)

ACADEMIC HONESTY

- must be your own PP
- **must use the academic honesty attached to the PP Guide**
- failing to acknowledge your sources results in failing the PP
- if you copy someone else's PP you will be required to do a new one
- the consequences of plagiarism and cheating are based on the school's Book of Regulations and the Code of Conduct

PERSONAL PROJECT TIMELINE

May, June 2020

TIMELINE	MAY 2020	JUNE 2020
<ul style="list-style-type: none">• INTRO TO THE PP• Choosing the topic-upload it to Google drive or send to Ms Kos dkos@mioc.hr• Supervisor appointed by	<p>Wednesday 20 May</p> <p>Tuesday 26 May By 15:00</p> <p>Monday 1 June,2020 by 15:00</p>	
<p>First meeting with the supervisor – to do list:</p> <ul style="list-style-type: none">• PP Plan document complete• Making an outline of the goal of the PP• Topic narrowed down, if necessary• Global context decided• PP proposal defined• Document the meeting with supervisor in PP journal		<p>By Tuesday 16 June 2020</p>

PHASE 1 OF PP

May, June 2020

- choose a topic and **submit the topic to Ms Kos by Tuesday 26 May,2020 /on Google drive**
- **a supervisor** will be assigned and the list of topics, students and supervisors will be posted on the **school website** IB-MYP-Personal Project on Monday **1 June, 2020**
- **By Tuesday, 16 June,2020** a meeting with the supervisor **MUST** be held due to the situation a virtual meeting(ZOOM) -global context,planning, etc.to be discussed and filled in the Planning document (check the PP guide)

PHASE 2 OF PP

June-September 2020-RESEARCH

- make weekly action plan to follow during the summer and beyond
- research the topic during the summer
- select, evaluate and acknowledge information
- keep all the relevant info, research, evaluation of sources, screen shots of relevant pages and links in your PP journal
- finalize the criteria / specifications for the product/outcome
- meet with supervisor in September as soon as possible

PHASE 3 OF PP

October 2020

- Provide further action plan in detail
- Finalize the criteria/specifications for the product/outcome
- Work on product-show evidence of it to supervisor
- Regular meetings with supervisor-show progress
- Use PP journal –keep notes and entries-show/share with the supervisor

PHASE 4 OF PP

November, December 2020

- Work on product
- Use process journal-keep notes of meetings, development of product, photos, sketches, interviews, etc.
- Regular meetings with supervisor
- Mid-term PP presentations – in front of teachers and students

PHASE 5 OF PP

January 2021

- Complete product/outcome
- Submit first draft of the report to the supervisor
- Continue meetings with the supervisor
- Submit the process journal notes/entries

PHASE 6 OF PP

February 2021

- First draft with comments returned to student (1st week of February)

By the end of February – submit both hard copy and digital

- Final draft of the report (3 copies)
- Product /outcome or evidence of it
- Process journal extracts(max.10) and any supporting visual aids used during the presentation, if applicable (3 copies)
- Personal project coversheet
- Turnitin similarity report
- Completed academic honesty form
- Bibliography/sources

PP festival

14th March 2021

- Presentation /exhibition/showcase of all PPs at the School day festival



- Parents, MYP4 students, other teachers are all invited

KEEPING



IF YOU FAIL TO FOLLOW/ KEEP THE DEADLINES
THERE WILL BE POINTS TAKEN OFF THE PP

**NO PERSONAL PROJECT
(FINAL DRAFT) WILL BE ACCEPTED
AFTER THE DETERMINED
DEADLINE !!!!!!!**



THANK YOU FOR LISTENING !!!

Acknowledgement : This PPT is adapted from the new IB Projects guide for use from May 2016, previously published PP guides and PPTs of XV. gimnazija