

# PERSONAL PROJECT

2019/2020

ALL YOU NEED TO KNOW ABOUT  
PERSONAL PROJECT – in short

# WHAT IS PERSONAL PROJECT?

- an independent, individual project that you have to complete in MYP5 (grade 10)
- IB requirement for all MYP students in year 5
- should be based around the topic that motivates you and be very **CHALLENGING** and highly **PERSONAL**
- does not have to be related to subjects
- should reflect the **development of the ATL skills**, attitudes and knowledge acquired in the MYP
- should result in responsible action through, or as a result of learning

# WHAT DOES THE PP INCLUDE?

- A detailed report
- An outcome or product
- A process journal



Journal

# A PRODUCT OR OUTCOME

- an original work of art -piece of creative writing- a novel, a collection of short stories, a song
- a sculpture
- a model
- a business plan e.g. **How to start a business**
- a campaign



**Croatia get out of the recession?**  
**ESSAY ZONE**



Learn  
Research  
Exceed your expectations

- a blueprint or drawing
- a video/computer game, website
- a course of study e.g. **How to play guitar in 3 months?**




trumpet

**in 4 months? How**

日本語

- a film/video
- etc.



# THE SUPERVISOR

- each student **is assigned** a supervisor
- an MYP teacher whose responsibility is to guide you and advise you while working on your personal project
- an MYP teacher with whom you **meet on regular basis** whilst working on the PP-once a month is recommended
- should follow student's progress on personal project
- is responsible for the assessment of the project

# AIMS AND OBJECTIVES

## Correspond to PP Assessment criteria

Visualizing the project objectives

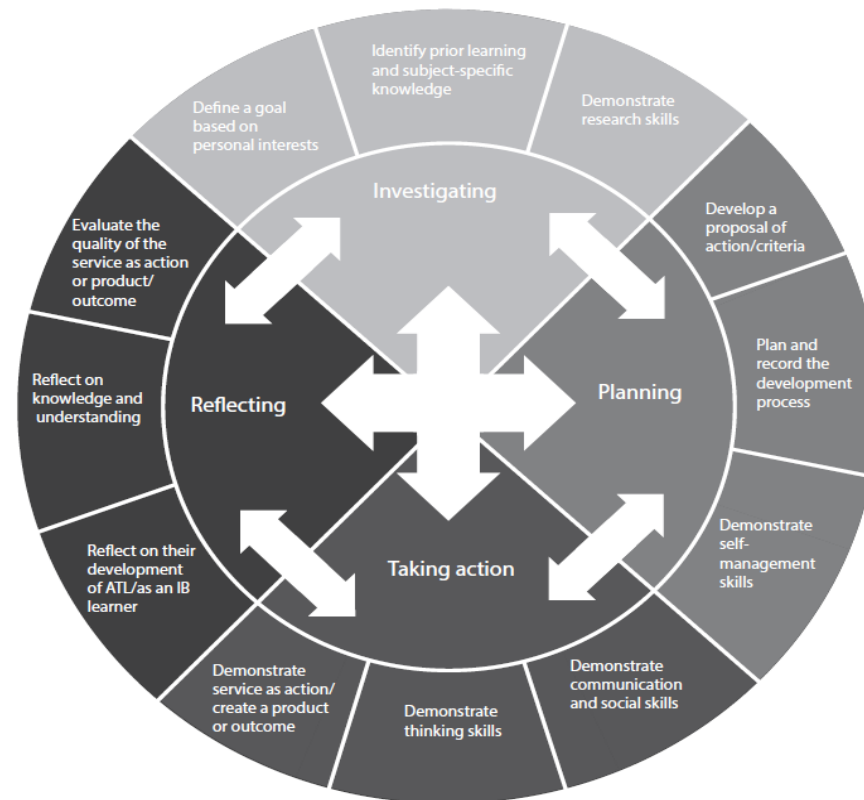


Figure 3

# COMPLETING THE PROJECT

You should:

- select a highly challenging topic of **personal interest**
- **document** the process in the Process Journal from the very beginning till you submit it
- focus the personal project through ONE GLOBAL CONTEXT
- structure the personal project report according to the information provided in **the PP guide**
- respect word or time limits for the report
- fulfil ethical and academic honesty requirements

# WHAT IS PROCESS JOURNAL?

A document where you:

- **document** the **planning and the development** of the project (keep action plan, weekly planning chart , etc.)
- keep **useful information** (photos, quotes, comments, notes, mind-maps, charts, ideas, etc.)
- **record** the interactions with sources, for example, teachers, supervisors, etc.
- **explore** ideas and solutions and keep useful notes
- record resources and research and maintain a bibliography ; evaluate the sources



# WHAT IS PP JOURNAL ?

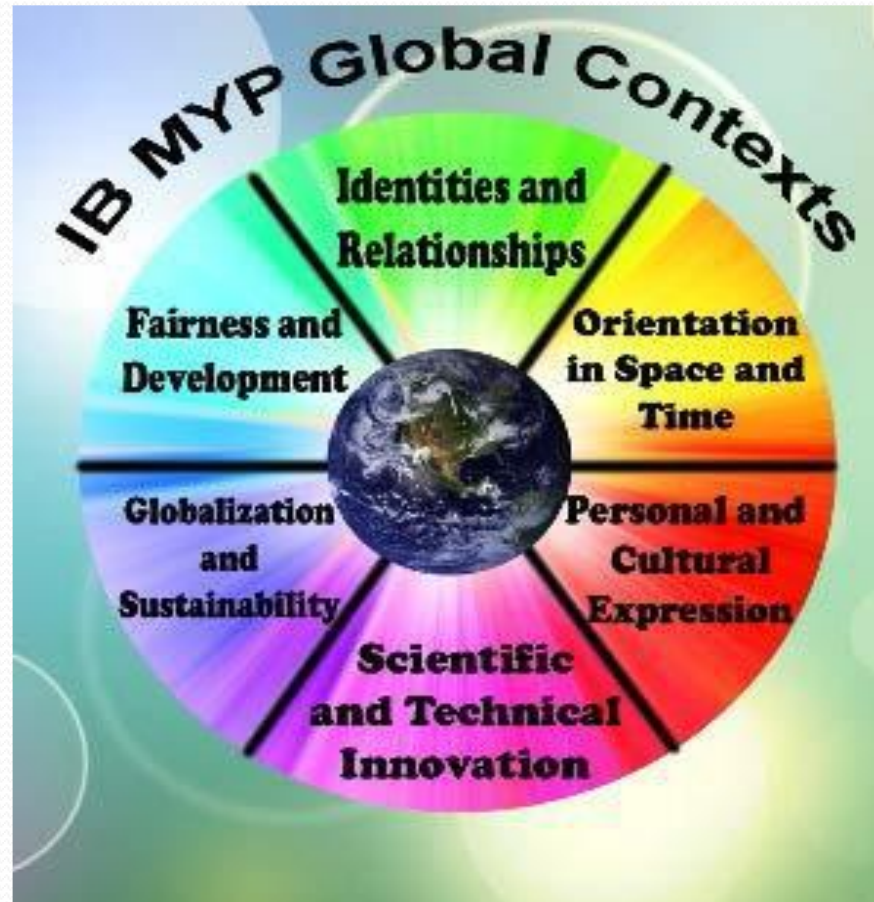
## Part II

- **reflect** on stages of the project - for example plan your criteria for the final product; demonstrate your reflection on learning, IB learner profile features, etc.
- **evaluate** completed work
- it is **NOT a diary** used on daily basis with detailed writing about what was done
- **must show the development of the project** over a period of several months
- can be written, visual, audio or a combination of these and might include both paper and electronic formats

# IDENTIFYING THE GLOBAL CONTEXT OF THE PP

- What do I want to achieve through my personal project?
- What do I want others to understand through my work?
- What **impact** do I want my project to have?
- How can a specific context give greater purpose to my project?

# IB MYP GLOBAL CONTEXTS



# GLOBAL CONTEXTS

- **Identities and Relationships**-Who am I ? Who are we?
- **Orientation in Space and Time**-What is the meaning of 'when' and 'where'?
- **Personal and Cultural Expression**-What is the nature and purpose of creative expression?
- **Scientific and Technical Innovation**-How do we understand the worlds in which we live?
- **Globalization and Sustainability**- How is everything connected?
- **Fairness and Development**-What are the consequences of our common humanity?

# CREATING CRITERIA FOR THE PRODUCT/OUTCOME

- define realistic criteria/specifications to measure the quality of the project's final outcome or product – after the research is completed
- they should be **very specific**- not general or vague
- **document the criteria/specifications in the process journal**
- use them **to assess the final outcome** or product and report it in your PP report

# REPORTING THE PERSONAL PROJECT

- a written report 1,500 – 3,500 words in the format of an academic report
- electronic ( website, blog, slideshow) 1,500-3,500 words
- an oral report ( podcast, radio broadcast ,recorded) 13-15 minutes
- visual ( film) 13-15 minutes

**The report does not replace the product/outcome of the personal project**

Structure of the written report:

- Title page, table of contents, body of the report, bibliography or reference list, appendices- include the extracts from the PP journal ( check PP guide)

# ACADEMIC HONESTY

- must be your own PP
- **must use the academic honesty attached to the PP Guide**
- failing to acknowledge your sources results in failing the PP
- if you copy someone else's PP you will be required to do a new one
- the consequences of plagiarism and cheating are based on the school's Book of Regulations and the Code of Conduct

# PERSONAL PROJECT TIMELINE

## May, June 2019

Timeline 2018/2019	May 2019	June 2019
<ul style="list-style-type: none"><li>• Intro to the PP</li><li>• Choosing the topic-submit the topic to Ms Kos</li><li>• Supervisor appointed</li></ul>	<p><b>3 May 2019</b></p> <p>By 14:00 Friday</p> <p><b>17 May 2019</b></p> <p>By Wednesday ,</p> <p><b>22 May 2019</b></p>	
<p><b>First meeting with the supervisor – to do list:</b></p> <ul style="list-style-type: none"><li>• PP Plan document complete</li><li>• Making an outline of the goal of the PP</li><li>• Topic narrowed down, if necessary</li><li>• Global context decided</li><li>• PP proposal defined</li><li>• Document the meeting with supervisor in PP journal</li></ul>		<p><b>By Tuesday</b></p> <p><b>11 June 2019</b></p>



# PHASE 1 OF PP

May, June 2019

- choose a topic and **submit the topic to Ms Kos, MYP coordinator by 14:00, Friday, 17 May 2019**
- **a** supervisor will be assigned and the list of topics, students and supervisors will be posted on the MYP notice board across from the MYP Coordinator's office on **Wednesday, 22 May, 2019**
- **By 11 June, 2019** a meeting with the supervisor **MUST** be held-global context, planning, etc. to be discussed and filled in the Planning document (check the PP guide)

# PHASE 2 OF PP

## June-September 2019-RESEARCH

- make weekly action plan to follow during the summer and beyond
- research the topic during the summer
- select, evaluate and acknowledge information
- keep all the relevant info, research, evaluation of sources, screen shots of relevant pages and links in your PP journal
- finalize the criteria / specifications for the product/outcome
- meet with supervisor in September as soon as possible

# PHASE 3 OF PP

October 2019

- Provide further action plan
- Finalize the criteria/specifications for the product/outcome
- Work on product-show evidence of it to supervisor
- Regular meetings with supervisor-show progress
- Use PP journal –keep notes and entries-show/share with the supervisor

# PHASE 4 OF PP

November, December 2019

- Work on product
- Use process journal-keep notes of meetings, development of product, photos, sketches, interviews, etc.
- Regular meetings with supervisor
- PP presentations – in front of teachers and students

# PHASE 5 OF PP

January 2020

- Complete product/outcome
- Submit first draft of the report to the supervisor
- Continue meetings with the supervisor
- Submit the process journal notes/entries

# PHASE 6 OF PP

February 2020

- First draft with comments returned to student (1<sup>st</sup> week of February)

**By the end of February – submit both hard copy and digital**

- Final draft of the report (3 copies)
- Product /outcome or evidence of it
- Process journal extracts( max.10) and any supporting visual aids used during the presentation, if applicable ( 3 copies)
- Personal project coversheet
- Turnitin similarity report
- Completed academic honesty form
- Bibliography/sources

# PP festival

## 14th March 2020

- Presentation /exhibition/showcase of all PPs at the School day festival



- Parents, MYP4 students, other teachers are all invited

# KEEPING



IF YOU FAIL TO FOLLOW/ KEEP THE DEADLINES  
THERE WILL BE POINTS TAKEN OFF THE PP

**NO PERSONAL PROJECT  
( FINAL DRAFT) WILL BE ACCEPTED  
AFTER THE DETERMINED  
DEADLINE !!!!!!!**



**THANK YOU  
FOR LISTENING !!!**

**Acknowledgement :** This PPT is adapted from the new IB Projects guide for use from May 2016, previously published PP guides and PPTs of XV. gimnazija